

Pumpkin
Nonsense
Words



Clipart by
Ashley Hughes




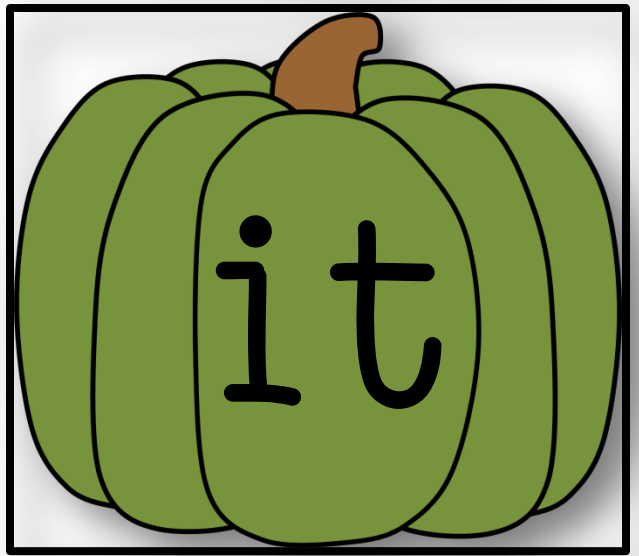


By
Patty
Rutenbar







Directions:







Students will match an orange pumpkin with a green pumpkin and read the nonsense word.







They can be mixed and matched over and over to make many word chunks.
























Thank you for downloading
my Pumpkin Nonsense
Words.

I know that this unit will
bring lots of confidence to
your readers. Check out the
people below who helped me
make this cute set.

If you have any questions,
please email me at
prutenbar@sturgisps.org



[Jennifer Jones](#)
for the fonts



[Mrs. Stanford's Class](#)
for the back grounds



[Ashley Hughes](#)
for the pumpkins

